Fund Fact Sheet

HPAM PENDAPATAN TETAP PRIMA

Henan asset management

28 June 2024 | **Fixed Income Fund**

Effective Date	29 Oktober 2018
Effective Number	S-1258/PM.21/2018
Launch Date	17 December 2018
Currency	IDR
NAV/Unit (Rp)	**1,057.4606**
AUM (Rp bln)	**201.957**
Minimum Subs (Rp)	5,000,000
Current Unit NAV	190,983,332.7344
Periodic Update	Daily
Subscription Fee	≤1%
Redemption Fee	≤3%
Switching Fee	≤5%
Management Fee	≤1%
Custodian Fee	≤0.15%
Risks	Market Risk Redemption Risk Liquidation Risk Liquidity Risk
Custodian Bank	Bank Rakyat Indonesia
Bank ISIN Code	IDA0001024B9
Subs. Account No.	**020601009050309** BRI KCK Sudirman

Risk Classification

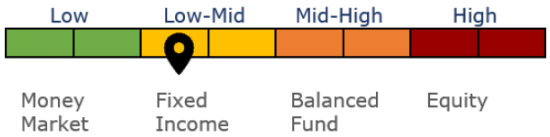

Notes: This product invests in fixed income securities in with low mid volatility

Fund Manager

PT Henan Putihrai Asset Management is a full-fledged Fund Management Firm with deep comprehension and extensive experience in Indonesian capital market. Our humble start began in 1990 through the establishment of Henan Putihrai Sekuritas as one of IDX founding members of IDX. Our strategy and core competence have allowed us to consistently grow and survive the turbulence of economic cycle.

Fund Objective

To achieve stable capital growth through investments in fixed income instruments issued by the Republic of Indonesia or corporations.

Investment Policy

Equity	≤ 0%
Fixed Income	≥ 80%
Money Market	≤ 20%

Portfolio Composite

Fixed Income	83%
Time Deposit	15%
Cash & Equivalent	2%

Investment Product Benefits

- Professional management
- Transparency
- Long term capital growth
- Asset diversification
- Ease of subscription/redemption

Top Holdings (Alphabetical)

1	TD - Bank ALADIN SYARIAH	5.0%
2	TD - BANK MNC	5.4%
3	TD - Bank NOBU	3.5%
4	BRPT02BCN2	6.0%
5	INKP04BCN1	4.0%
6	MBMA01B	5.4%
7	MDKA04CN1	5.1%
8	MEDC05BCN2	4.9%
9	PALM02BCN2	6.4%
10	PTPP04CN1	5.0%

Sectoral

1	Banking - TD	15.3%
2	Basic Materials	49.1%
3	Consumer, Non-cyclical	8.9%
4	Energy	10.3%
5	Others	14.6%

Fund Performance

	1M	3M	6M	YTD	1Y	3Y	5Y	Inception
HPAM PENDAPATAN TETAP PRIMA	0.54%	0.36%	0.81%	0.79%	1.81%	3.55%	5.69%	5.75%
HPAM PENDAPATAN TETAP PRIMA*	0.54%	1.57%	3.25%	3.23%	5.54%	11.16%	13.46%	13.52%
Average TD Rate 3M	0.21%	0.52%	1.12%	1.11%	2.37%	7.63%	21.29%	28.55%
Best Monthly Return	0.9%	30-Sep-2022						
Worst Monthly Return	-1.76%	31-Mar-2020						

*Total return including cash dividend

Performance Since Inception

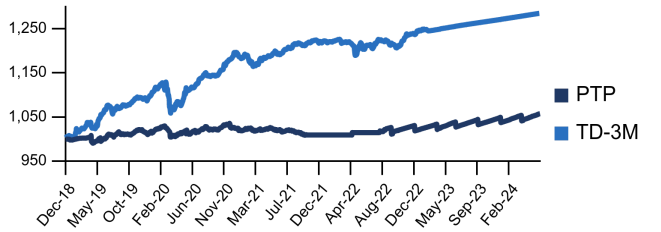

Monthly Performance

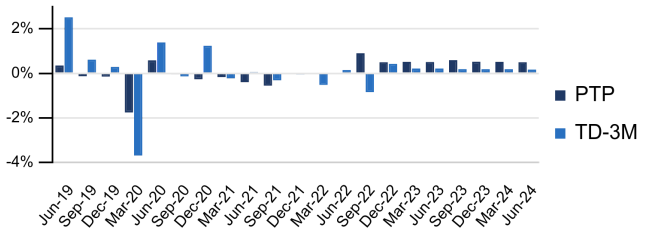

Access for Investor

Prospectus	Fund Ownership	Instagram
https://hpam.co.id	https://akses.ksei.co.id/	@hpam.id

Custodian Bank Profile

PT Bank Rakyat Indonesia (Persero) Tbk is one of the oldest bank in Indonesia, established in 1895 and is the biggest bank in micro lending in Indonesia. Bank Rakyat BRI received the license as custodian bank based on Bapepam-LK no KEP-91/PM/1996

Disclaimer

Before investing you should carefully consider the Fund's investment objectives, risks, charges and expenses. This fund may also allocate a portion of the portfolio to high risk assets which have high risk and return profile. This and other information are available through request for prospectus or at our company's website. The fund is subject to market risks (volatility) and may not be appropriate for short term investments. Holdings and Sector weightings are subject to constant changes without notice as deemed fit by the investment management team. This document is for sophisticated investor only and not intended for individual private investor. Performance data quoted represent past performance and is no guarantee of future results. Investment returns and principal values may fluctuate so that an investor's shares, when redeemed, may be worth more or less than their original cost. Current performance may be lower or higher than that shown. All return assume reinvestment of all dividend and capital gain distributions. Index performance is shown for illustrative purpose only. Conventional Non-bank institutions are prohibited from investing directly in index.

OJK OTORITAS JASA KEUANGAN

PT.Henan Putihrai Asset Management registered and supervised by the Financial Services Authority, and each product offering shall be made by workers who have been registered and supervised by the Financial Services Authority. PUJK (Pelaku Usaha Jasa Keuangan) and Individual registered and supervised by OJK.

reksa dana

Fund Fact Sheet

HPAM PENDAPATAN TETAP PRIMA

28 June 2024 | **Fixed Income Fund**

Intrinsic Assessment Value

No	Variables	Ranks				Intrinsic	≤10%	≤30%	≤60%	≤90%
1	GCG Scoring	1	2	3	4	Ownership & Management				
2	Product Strength	1	2	3	4	Barriers to Entry				
3	5 Year CAGRs	1	2	3	4	Growth vs. Industry				
4	ROE & ROIC	1	2	3	4	Ratios vs. Industry				
5	Yield Curve	1	2	3	4	Equal & Above the Curve				
6	Solvency	1	2	3	4	Debt Service Ratio				
7	Capital Structure	1	2	3	4	Equity vs. Debt Financing				
8	Banking BUKU	1	2	3	4	Min. Bank BUKU 2				
9	Net Foreign Flow	1	2	3	4	Foreign vs. Domestic Investors				
10	Investment Grade	1	2	3	4	BBB+ to AAA				
11	Relative Bond Price Performance	1	2	3	4	IDMA movement				
12	Market Liquidity	1	2	3	4	VWAP & MOSB				
13	Yield to Maturity	1	2	3	4	Above Fair Yield				
14	Interest Payment Cycle	1	2	3	4	Monthly & Quarterly & Semi Annual				
15	Settlement Date Target	1	2	3	4	Good Fund				

Value @ Risk Matrix

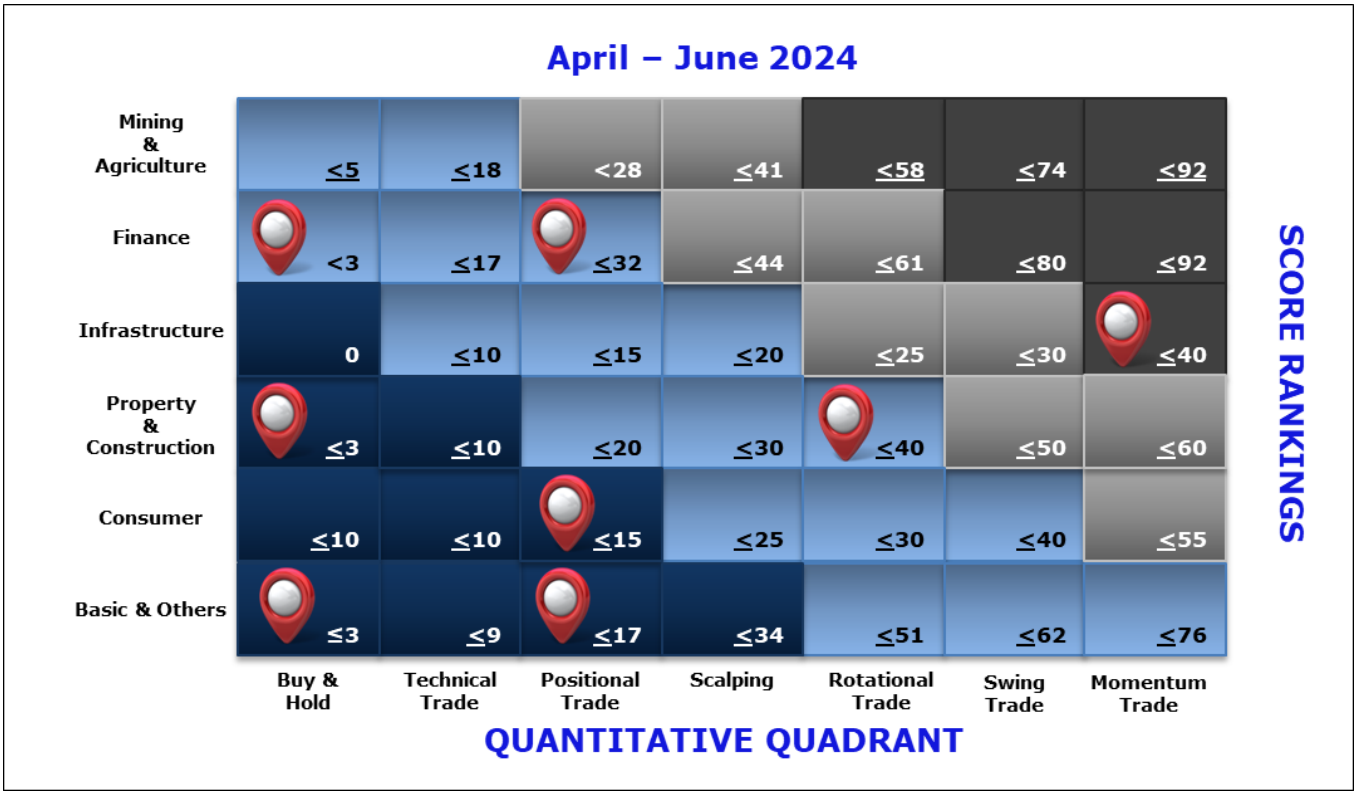

PT. Henan Putihrai Asset Management
Sahid Sudirman Center Lantai 46
Jln. Jenderal Sudirman No.86, Jakarta Pusat 10220
(021) 39716699
https://hpam.co.id

PT.Henan Putihrai Asset Management registered and supervised by the Financial Services Authority, and each product offering shall be made by workers who have been registered and supervised by the Financial Services Authority. PUJK (Pelaku Usaha Jasa Keuangan) and Individual registered and supervised by OJK.